




**KEMPER®**  
**EMERGE™ SERIES**

**2021 INTRODUCTIONS**






# Brightest White

This brightest of bright whites is being requested nationwide. Kemper Emerge's Brightest White is a no-fuss neutral that is neither warm nor cool. Use Brightest White to create a truly neutral blank canvas where all other finishes can put forth their true tone. Available on Maple, Quartersawn Oak and MDF with all Penned Glazes available on Maple and MDF.

SHANLEY Maple Brightest White Paint with Grey Stone Highlight








# Westhighland White

Westhighland White paint has yellow undertones, beautifully updating the perennial favorite cabinet finish White. Available on Maple, Quartersawn Oak and MDF with all Penned Glazes available on Maple and MDF.



SHANLEY Maple Westhighland White Paint





# Fleeting Green

Fleeting Green is an energizing pastel. Although pale in coloration, Fleeting Green's slight green blue tint rings true with a bold presence. Light and airy enough to be used like a white, this cool, misty green is the subtle splash of color that can refresh any space. Available on Maple, Quartersawn Oak and MDF with all Penned Glazes available on Maple and MDF.

GORDON Maple Fleeting Green Paint







# Titanium

Titanium delivers the perfect balance of gray and brown tones. The Titanium finish brings welcome warmth and depth to a space. Penned glazes in Amaretto Crème and Toasted Almond add texture and depth to Titanium, and create spaces that will be unique in the neighborhood. Available on Alder, Cherry, Maple, Quartersawn Oak, Rustic Alder and Walnut. Amaretto Crème and Toasted Almond Penned glazes available on all species except Quartersawn Oak.

TATE Maple Titanium Stain








# Sparrow

Soft mid tone browns are trending because they are comforting, a feeling that Americans are craving. The inviting, warm tones of Sparrow will be a welcome addition to a home. Its medium-brown hue features golden undertones, for an on-trend look. A semi-translucent stain, Sparrow allows the natural beauty of wood to shine while complementing other stains and paints nicely. Available on Alder, Cherry, Quartersawn Oak, Rustic Alder and Walnut.

SHANLEY Quartersawn Oak Sparrow Specialty Finish







# Armor

Armor fills the need for homeowners who want elegance and drama, and who feel a pull toward bold. Armor blends tones of grays and blacks to create this statement finish. Although dark in nature, its semi-translucent qualities showcase the natural woodgrain and add dimension to any space. Available on Alder, Cherry, Quartersawn Oak, Rustic Alder and Walnut.



SHANLEY Walnut Armor Specialty Finish








# Hardin Door

A big welcome to the Hardin door style! Its good looks will complement the flat panel counterpart, the Butler door. Designing with both in a kitchen, bath or home office is a smart decision, and also, Hardin can hold a room on its own as an on-trend raised panel style. Available with Alder, Cherry, Maple, Quartersawn Oak, Rustic Alder and Walnut.

Maple Cloud Paint, Cherry Thatch Stain, Maple Serious Gray Paint, Maple Foxhall Green Paint, Cherry Boardwalk Stain, Maple Sahara Stain, Maple Icy Avalanche Paint, Maple Maritime Paint and Cherry Colt Stain








# Caprice Update

Available in full overlay and inset, the Caprice door style is a great choice for a contemporary look. Thinking about a Caprice door in an opaque finish? Keep this in mind:

New! Caprice full overlay and inset doors are now available only in MDF for opaque finishes. MDF offers a much smoother finish for opaque colors, and they are more affordable than Maple options. Our new Fleeting Green, Brightest White and Westhighland White opaques will showcase well on Caprice MDF.

New! When you choose the Caprice Beaded Inset door on MDF in an opaque finish, you can also add a highlight! Highlight options are now available on MDF: Amaretto Crème, Grey Stone, Meringue, Nougat, Smoked Caviar, Toasted Almond. Some exclusions apply.

CAPRICE Maple White Paint, Beaded Inset MDF Silvermist Paint, Maple White Paint, Maple North Star Paint, Inset MDF Fleeting Green Paint, Maple Moonstone Paint







## Convenience

We know that doors and colors are always a favorite addition, and there's something to be said for introductions that make your everyday work life easier too. Whether it's an easy way to specify roll trays, or adding shelves to an inset design, we've got you.

BURKE Maple Juniper Berry paint  
 SHANLEY Maple Morel Stain and TATE Maple Mindful Gray Paint

### NEW MODIFICATIONS TO EASILY ADD ROLL TRAYS TO UTILITY CABINETS U3D AND U4D

Give your customers the option of including roll trays when specifying the Utility Cabinet with Three Drawers (U3D) or Utility Cabinet with Four Drawers (U4D) with the new modifications FDSRT and FDSRT2. FDSRT will add one roll tray in the upper section of the cabinet, while FDSRT2 will add two roll trays. Both of these modifications still keep the adjustable full depth shelves in the cabinet.

### FLOATING SHELVES ARE NOW AVAILABLE UP TO 13" DEEP.

We've changed the maximum increased depth of Floating Shelves from 12" to 13". Now they can align with 13" deep inset cabinets, giving you greater flexibility in designs.

### NEW DECORATIVE APPLIANCE MODEL FOR USE WITH ICE DISPENSER CUT-OUTS

To increase efficiencies in order entry, we've added a new Decorative Appliance model to be used when specifying appliance panels and doors that would need an ice dispenser cut-out. (DAOVERLAYCO)

### WHAS HOOD PRICE REDUCTION

A price reduction on WHAS models make these on-trend hoods an even better option.





## NAME CHANGES

Please note that we've renamed two pieces of moulding.

INSCROWN is renamed to INSERTFRM.

INSERTFRM is renamed to INSCROWN8.

## DISCONTINUATIONS

PAINTED FINISHES: Lambswool, Living Greige, Escape Gray

STAINED FINISH: Henna

GLAZES: Ruddy Toasted Almond, Rye Toasted Almond, Rye Amaretto Crème

LIGHTING: Sensio Integrated Lighting Program

ART GLASS: Bennington Brass, Bennington Patina, Foster, Stratton

DECORATIVE HARDWARE: EEHSB, EEHDB, KNOBM207, PULLM476

---

# KEMPER®

## EMERGE™ SERIES

Styles, product availability and construction may vary slightly from those shown in this book due to material availability and/or design evolution. Specifications are subject to change without notice. Customer service is available if your design requires verification of product availability and specifications.

Product photography and illustrations have been reproduced as accurately as printing technologies permit. To ensure highest satisfaction, we strongly recommend you view an actual sample for best color, wood grain and finish representation.

### Kemper® has a Limited Lifetime Warranty.

For terms and conditions, please visit: [www.kempercabinets.com/warranty](http://www.kempercabinets.com/warranty)



Part of the  
MasterBrand™  
Family

[kempercabinets.com](http://kempercabinets.com)

#KemperCabinets

© 2021 MasterBrand Cabinets, Inc. All rights reserved.